

# Green Home Energy Report

NAME: Mark Rogers ADDRESS: 1607 Bunchberry San Antonio TX 78260

## ESTIMATED ELECTRICITY BILLS



**\$51**

AVERAGE BILL



**\$18**

LOWEST BILL



**\$206**

HIGHEST BILL



Scan to access  
**Interactive Energy Report!**

## BROUGHT TO YOU BY



## WHAT'S INSIDE

Home Energy Profile.....	Pg. 2
Energy Savings Plan.....	Pg. 3
Installed Solar System.....	Pg. 4
Proposed Solar System.....	Pg. 5
Secure Energy Report.....	Pg. 6

## COMPARED TO SIMILAR HOMES THIS HOME SAVES



**A MONTH  
ON ELECTRICITY**

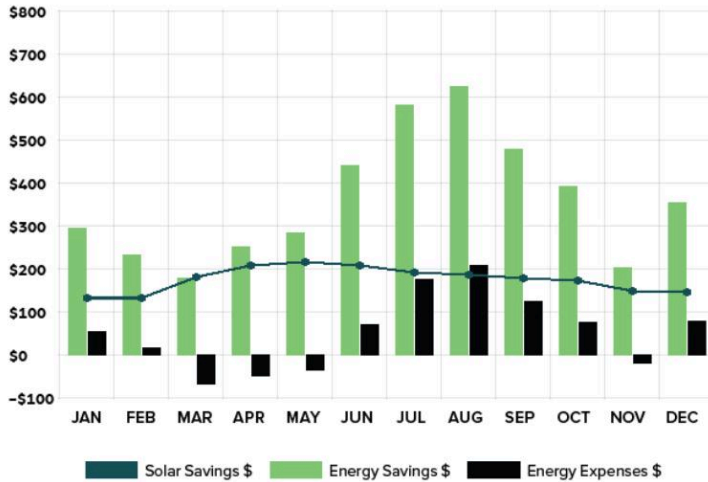


**\$50,390**

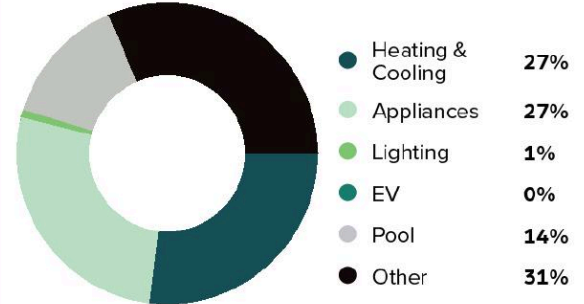
**10 YEARS OF ELECTRICITY**

# Home Energy Profile

## ENERGY EXPENSES & SAVINGS



## MY ENERGY USAGE



## ANNUAL ENERGY USAGE NUMBER

3,433 kWh

## WHAT'S IMPACTING THIS HOME'S ENERGY

### BUILDING

Built: 2021  
2600 sq. ft.  
3 Bed  
3.5 Bath  
Single Family  
1 Floor  
Natural Gas: Yes

### ENERGY

LED Lighting: 100%  
EV Charger: 0  
Energy Monitor: No  
Solar Panels: 20  
Battery Storage: No

### WINDOWS

17 Windows  
Low E

### COMFORT

AC Temp: 74 degrees  
AC Months: 10  
Heat Temp: 74 degrees  
Heat Months: 3  
4 People

### ATTIC INSULATION

Cellulose  
10 inches  
R-Value: R-35

### THERMOSTAT

Smart  
2 Units

### HVAC

Unknown  
1 Unit  
16 Seer  
Whole House Fan: No  
Ceiling Fans: 5

### POOL

Pool: Yes  
Variable Speed Pump  
Heater: Gas  
Spa: Yes

### WATER HEATER

Natural Gas  
50 Gallons  
1

# The Energy Savings Plan

## GREEN HOME RATING



63%

ENERGY EFFICIENT

## ESTIMATED MONTHLY SAVINGS



\$184

Green Feature Savings

+



\$171

Solar Savings

=



\$356

Total Monthly Savings



### Smart Thermostats

Installed Add

Monthly Savings: \$5  
Green Rating: 2%  
Estimate to Add: N/A



### Variable Speed Pool Pump

✓ Installed Add

Monthly Savings: \$38  
Green Rating: 13%  
Estimate to Add: N/A



### High Efficiency Water Heater

✓ Installed Add

Monthly Savings: \$36  
Green Rating: 12%  
Estimate to Add: N/A



### LED Lighting

✓ Installed Add

Monthly Savings: \$4  
Green Rating: 1%  
Estimate to Add: N/A



### Electric Vehicle Charger

Installed ✓ Add

Monthly Savings: \$8  
Green Rating: 3%  
Estimate to Add: \$1,400



### Battery Storage

Installed ✓ Add

Monthly Savings: \$70  
Green Rating: 24%  
Estimate to Add: \$28,600



### Energy Consumption Monitoring

Installed ✓ Add

Monthly Savings: \$13  
Green Rating: 5%  
Estimate to Add: \$950



### Ceiling Fans

✓ Installed Add

Monthly Savings: \$11  
Green Rating: 4%  
Estimate to Add: N/A



### High Efficiency Attic Insulation

✓ Installed Add

Monthly Savings: \$11  
Green Rating: 4%  
Estimate to Add: N/A



### High Efficiency Windows

✓ Installed Add

Monthly Savings: \$31  
Green Rating: 11%  
Estimate to Add: N/A



### Whole House Fan

Installed ✓ Add

Monthly Savings: \$16  
Green Rating: 5%  
Estimate to Add: \$3,000




### High Efficiency HVAC

✓ Installed Add

Monthly Savings: \$27  
Green Rating: 9%  
Estimate to Add: N/A



## Installed Solar System



### SOLAR OWNERSHIP METHOD

Owned with a Loan

### SYSTEM SIZE

8.4 kW

### SYSTEM AGE

4 years

### ESTIMATED ANNUAL SOLAR PRODUCTION

11,592 kWh

### ESTIMATED MONTHLY SOLAR PRODUCTION



### SOLAR OFFSET SCORE



50%

SOLAR POWERED HOME

### MONTHLY SOLAR SAVINGS

\$171

### SAVINGS SINCE INSTALL



\$8,346

Installed in 2021

### 10 YEAR SOLAR SAVINGS

\$23,901

## Proposed Solar System



\*This solar system is not currently installed on the home. It is sized based on the estimated annual electricity consumption and the average energy production of solar in this area. Actual solar sizing will vary.

**RECOMMENDED SOLAR SIZE**  
**2.5 kW**

**ESTIMATED ANNUAL SOLAR PRODUCTION**  
**3,478 kWh**

### ESTIMATED MONTHLY SOLAR PRODUCTION



#### SOLAR OFFSET SCORE



**50%**

SOLAR POWERED HOME

#### MONTHLY SOLAR SAVINGS

**\$51**

#### RECOMMENDED BATTERY SYSTEM SIZE

**26 kWh**

#### 10 YEAR SOLAR SAVINGS

**\$6,179**

## Secure Energy Report

Sprk Home is an online platform that supports Homeowners in their efforts to save money by making their homes more energy efficient. Sprk Home makes it easy to establish your home's energy profile, show what is already saving you money and find ways to intelligently improve your home. Sprk Home connects homeowners with the best local professionals to support you as you improve, buy, and sell solar and high efficiency homes.

Use the free Sprk Home App to secure your important home documentation and secure access to your Sprk Reports.

Scan to  
**Secure Sprk Reports**



Visit [www.sprkhome.com](http://www.sprkhome.com)